

MODUS 1

Design G. Azzarello

CONSOLE | CONSOLE

2007



MODUS 1

Design G. Azzarello

CONSOLE | CONSOLE

2007

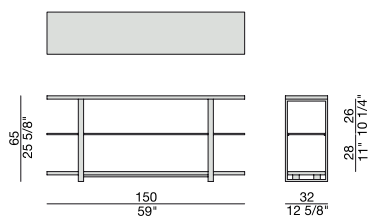
Console in frassino e cristallo temperato con struttura in metallo.

Console in ash and tempered glass with metal base.


Konsole aus Esche und ESG-Glas mit Metallgestell.

Console en frêne et verre trempé avec scttructure en métal.


Consola en fresno y cristal templado con estructura en metal.




EsSENze | Wood




Frassino naturale
Natural ash




Frassino
tinto canapa
Ash canapa stained




Frassino
tinto noce canaletta
*Ash canaletta walnut
stained*



Frassino
tinto moka
Ash moka stained




Frassino
tinto wengè
Ash wengè stained




Frassino
tinto grigio
Ash grey stained


Laccato opaco poro aperto | Matt Lacquered open pore




Bianco
White
(RAL 9016)




Avorio
Ivory
(RAL 1013)




Argilla
Argilla
(RAL 7006)




Cioccolato
Chocolate
(RAL 8019)



Nero
Black
(RAL 9005)



Iron
Iron
(RAL 7011)




Granata
Granata
(NCS S4050Y90R)

Cristallo | Glass



Fumé
Smoked

Metallo | Metal



Ottone bronzato
spazzolato
Brushed bronzed brass